



Welcome to Year 5!



Who are working with your children?

- **Class Teachers:** Miss Kusi-Manu and Mr Marshall
- **Support Staff:** Mrs Gohil
- **You! THE PARENTS**





**Headteacher/Dep DSL
Alison Holding**



**Deputy Head/EYFS Lead/DEP
DSL
Claire Cunningham**

**Supporting your
children in school**



**Asst. Head/Inclusion
Manager/DSL
Lucie Polya**



**Learning Mentor/Family
Support/DEP DSL
Mike Catley**



**Site manager and site support
Abdul Miah and Sam Carmo**



**Our office Team
Ms Pike, Ms Krasniqi, Ms Cowper and
Mrs White**

What your child must



- have...**
- The correct uniform on the correct days
 - PE Days
 - Blue Class reading bag (must come to school every day)
 - Red Library bag

Attendance and Timekeeping

- Being at school on time ready to start the day
- Yr 1 – Yr 6 School starts at 8.50am (gates open at 8.40) and learning begins straight away
- Guided reading and maths tasks are already set up for the start of the day when the children enter the classroom.
Don't let your children miss out!

Attendance is so important - please read the leaflet about attendance and timekeeping

Reading

It is expected that your child reads for **AT LEAST 20 minutes every day!**

Blue Book Bag Books

(return every day)

- Your child will bring home a book that is levelled to their reading ability.
- Check they have read the book and ask them questions about it
- Years 2-6 can take Accelerated Reader Quizzes on these books.
- If this book is lost, you will be charged £5

Red Book Bag Books (Library)

- Your child will bring home a book from the library that they pick themselves
- Use this book to encourage reading for pleasure
- If this book is lost, you will be charged £5

Online Library

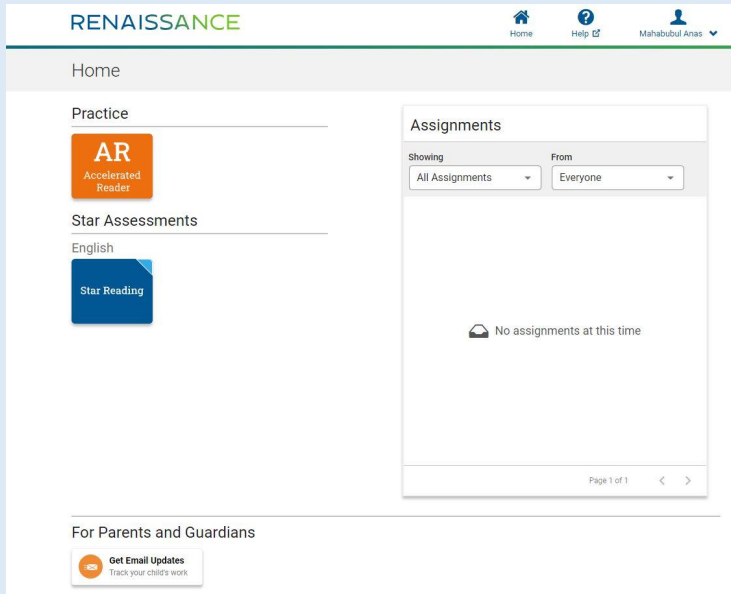
- We are using Epic! Online Library
- You can use this link for a discount of this service if you'd like to access the website at home.

www.getepic.com/connect/rwb5514

Accelerated Reader

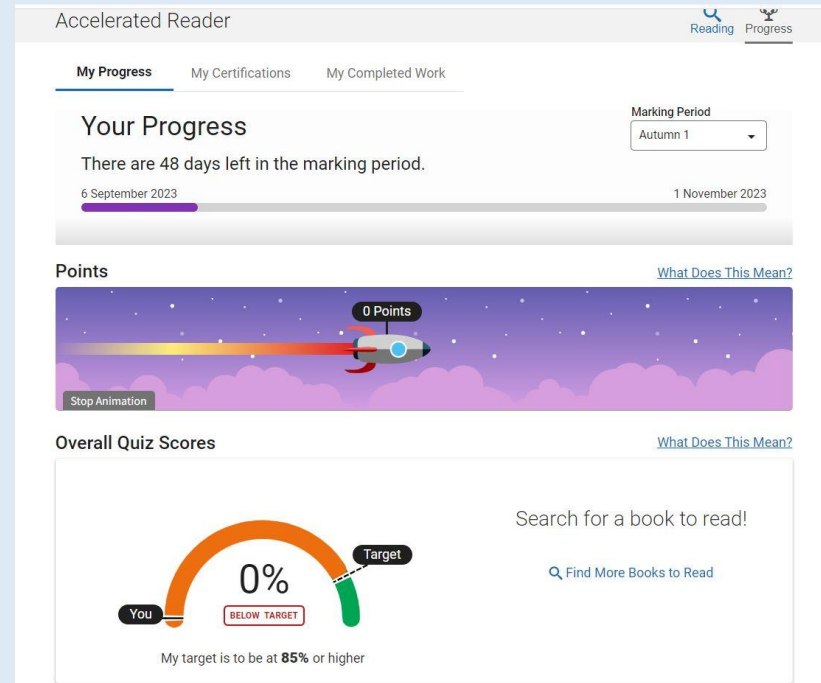
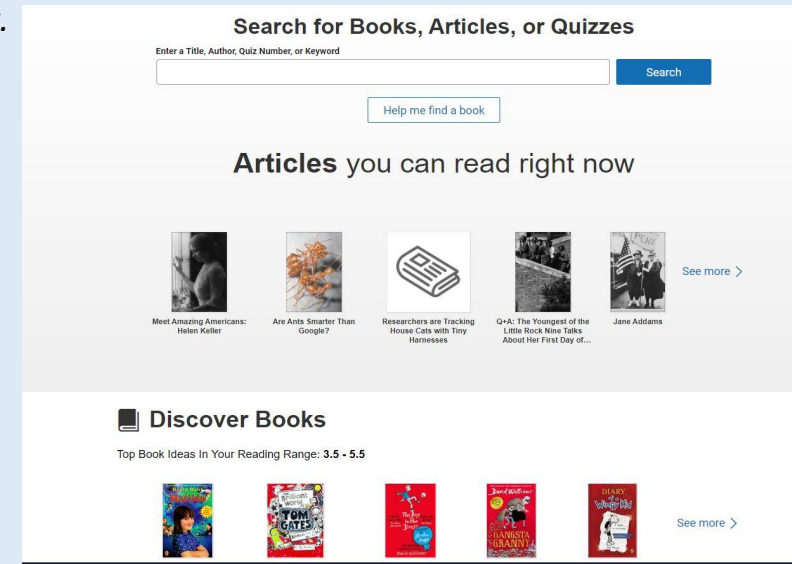
The books your child brings home to read have been chosen for their reading level.

When they have finished the book, they take a quiz on the book. They can do this at home or at school. They must do it by themselves! Use the orange (AR) button



Select the 'Parents and Guardians' buttons and you can register your email to get updates on what your child has been reading and how they are progressing.

Here children can look up the quiz for the book they have just read, find articles that are matched to their reading level or look for ideas of what they could read next.



On the progress page, your child can see how many points they have from their quizzes and how they are progressing with the target we set them.

What Are We Doing?



Year 5 - Autumn 1
Curriculum Newsletter
Parkfield Primary School

Helpful information for this half term

- Please ensure your child reads each day for at least 20 minutes
- Check that they know all of their times tables by heart and related division facts.
- Homework will be on the Google Classroom each **Wednesday** and needs to be returned by the following **Monday** – this has not started yet and we will notify you when this begins.
- It would be helpful if children can bring their own water bottle for drinking water every day and a coat on cold or rainy days.

Our Online Provisions

In Year 5 this year, all homework will be online via our Google Classroom and supporting online platforms:

- EdShed
- My Maths
- Accelerated Reader
- Times Table Rockstars
- Purple Mash

We will be sending home letters with your child's password details for these accounts shortly.

Essential Information

- PE will be every **Wednesday** and **Friday**.
- For P.E. Children should wear their PE kit including suitable footwear.
- Homework will be on the Google Classroom each **Wednesday** and needs to be returned by the following **Monday** – this has not started yet and we will notify you when this begins.
- Year 5 **have** Library on a **Monday** every other week. Please ensure the red book bag is at school before then.
- Your child's blue book bag should be brought in every day.

Our topic this half-term:

The Ancient Egyptians

Our Core fiction text will be:



And our non-fiction text will be:



English

We will be writing a diary entry set in the past inspired by The Time Travelling Cat and the Egyptian Goddess. We will also write a newspaper article about the discovery of King Tutankhamun's tomb.

Maths

We will be learning how to read Roman numerals to 1000 and rounding, estimating and comparing numbers to 1 million. We will also add and subtract 4 digit numbers, with exchanging (carrying) and solve multi step addition and subtraction word problems.

History

We will research to understand when the Ancient Egyptians were most prosperous and how the civilization changed over time. We will discover how the Egyptian civilization affected other times in history and learn key aspects and facts about their society.

Computing

We will be learning to use a digital device to record a video, experimenting with a range of camera angles and shots and editing our videos.

Geography

We will use maps and the internet to discover where Egypt is and learn how the River Nile has been used for trade and settlements over history. We will also compare the Nile to the River Thames.

Science

We will learn how forces can cause an object to move and how mechanisms such as pulleys, levers and gears allow small forces to become larger forces. We will also investigate the influence of gravity and when and how friction occurs in a variety of ways.

DT


After looking at the role that pyramids play for the Ancient Egyptians we will be creating and evaluating our own structures in order to make the best pyramid.

RE

We will learn about the Ancient Egyptian deities and compare their beliefs and values with Christianity and Hinduism.

Key Vocabulary


Word	Definition	Picture
Ancient	Something that is extremely old	
Pharaoh	An Egyptian ruler	
Civilisation	A group of people living together.	
Hieroglyphics	An old form of written language	
Irrigation	When farmers add water to fields.	
Shaduf	An old tool used to retrieve water.	
Cartouche	An oval shaped stone used to write on.	
Mummification	A ceremony to bury the dead.	
Tomb	A resting place for the dead.	
Scribes	Writers	
Bastet	An Egyptian Cat Goddess	



Homework

Homework will be set on Google Classroom every Wednesday.

It should be returned on the following Monday.



Google Classroom

Year 5/6

Whole school creative project tasks set for half term holidays
Weekly spelling/grammar
Weekly maths activities linked with class teaching and times tables
Research or written work related to Topic - relevant to that week





Handwriting maybe linked to spelling and topic too

Reading should happen each day - parent to child, child to parent or independently

Homework tasks will be given out on a Wednesday and returned on the following Monday unless specified

How We Teach...

Cross curricular, topic based and **practical**



Assembly times for our class assemblies

Class Assembly	To be confirmed
Curriculum Celebration	To be confirmed

Supporting learning for all

Parent Workshops to help you support your child 9.00 - 9.45am



27th September - Welcome back session

4th October - The Joy of Reading Reception/Year 1

11th October - The Joy of Reading Year 2 and Year 3

18th October - Half term activities

Reading together morning - *To be confirmed*

COMMUNITY BOXES

- Any family can sign up for a community box
- You will receive a message on your phone on Wednesday
- Just follow the instructions on the form if you would like a box
- Then collect your box from the hall between 8.30am and 9.15 am on Friday



PLEASE DO NOT SIGN UP IF YOU CANNOT COLLECT ON THE FRIDAY

Being involved

- Whenever possible we will always be available to talk to you but there are better times than others – so the end of the day is good when undivided attention can be given.
- **Mrs Cunningham, Ms Polya** and **Mr Catley** are often in the playground in the morning so you can speak to them if you wish to pass on a message.

